



### District Report Card: 2017


<b>State:</b> West Bengal	<b>District:</b> Dakshin Dinajpur
<b>Class:</b> 8	<b>Subject:</b> Mathematics
<b>Schools:</b> 51	<b>Students:</b> 1011


### Participation/Coverage


#### Students

<div>GENDER</div> <div></div>	Boys				Girls			
	Number		%		Number		%	
	467		46.19		544		53.81	

<div>AREA</div> <div></div>	Rural				Urban			
	Number		%		Number		%	
	904		89.42		107		10.58	

<div>CATEGORY</div> <div></div>	SC		ST		OBC		GEN	
	Number	%	Number	%	Number	%	Number	%
	401	39.66	154	15.23	152	15.03	304	30.07

<div>CWSN</div> <div></div>	LD	VI	HI	S&LD	ID	Oth
	0	1	2	2	0	2

<div>Management</div> <div></div>	Government			Government-aided		
	Number		%	Number		%
	467		46.19	544		53.81

### Average Performance of Students in Mathematics (%)

Overall	Gender		Area		Management		Social Group			
	Male	Female	Rural	Urban	Govt.	Aided	SC	ST	OBC	GEN
35.62	34.39	36.68	34.80	42.55	38.07	33.52	30.42	31.77	38.73	42.87

## Performance on Learning Outcomes (LOs)

Learning Outcomes	Description	Average Performance(%)
M601	Solves problems involving large numbers by applying appropriate operations	34.45
M606	Solves problems on daily life situations involving addition and subtraction of fractions / decimals	30.91
M620	Finds out the perimeter and area of rectangular objects in the surroundings like floor of the class room, surfaces of a chalk box etc.	32.39
M621	Arranges given/collected information in the form of table, pictograph and bar graph and interprets them	40.16
M702	Interprets the division and multiplication of fractions	33.23
M705	Solves problems related to daily life situations involving rational numbers	30.37
M706	Uses exponential form of numbers to simplify problems involving multiplication and division of large numbers	21.67
M707	Adds/subtracts algebraic expressions	50.15
M710	Solves problems related to conversion of percentage to fraction and decimal and vice versa	25.65
M717	Finds out approximate area of closed shapes by using unit square grid/graph sheet	34.25
M719	Finds various representative values for simple data from her/his daily life contexts like mean, median and mode	47.47
M721	Interprets data using bar graph	47.32
M801	Generalizes properties of addition, subtraction, multiplication and division of rational numbers through patterns	17.50
M802	Finds rational numbers between two given rational numbers	34.59
M803	Proves divisibility rules of 2, 3, 4, 5, 6, 9 and 11	41.73
M804	Finds squares, cubes, square roots and cube roots of numbers using different methods	31.41
M808	Uses various algebraic identities in solving problems of daily life	43.94
M812	Verifies properties of parallelogram and establishes the relationship between them through reasoning	27.12
M818	Finds surface area and volume of cuboidal and cylindrical object	31.61
M819	Draws and interprets bar charts and pie charts	42.43

Range of Performance of Students who Answered Correctly							
Below 30%		30% - 50%		50% - 75%		Above 75%	
Number	%	Number	%	Number	%	Number	%
466	46.09	315	31.16	175	17.31	55	5.44

## Lowest Performing Learning Outcomes (LOs)

1 - Generalizes properties of addition, subtraction, multiplication and division of rational numbers through patterns (17.50)

2 - Uses exponential form of numbers to simplify problems involving multiplication and division of large numbers (21.67)

3 - Solves problems related to conversion of percentage to fraction and decimal and vice versa (25.65)

- 4 - Verifies properties of parallelogram and establishes the relationship between them through reasoning (27.12)
- 5 - Solves problems related to daily life situations involving rational numbers (30.37)